

# D.\_Paroka\_6.pdf

*by*

---

FILE	D._PAROKA_6.PDF (494K)	WORD COUNT	4012
TIME SUBMITTED	06-NOV-2019 09:35PM (UTC+0700)	CHARACTER COUNT	20572
SUBMISSION ID	1208283804		

# OPERATIONAL LIMITATION <sup>1</sup> OF INDONESIAN TRADITIONAL WOODEN BOAT IN THE FRAMEWORK OF THE SECOND GENERATION INTACT STABILITY CRITERIA

D Paroka<sup>1,4</sup>, A H Muhammad<sup>2</sup>, S Rahman<sup>1</sup> and M A Azis<sup>3</sup>

<sup>1</sup>Department of Ocean Engineering, Hasanuddin University, Kampus Gowa Jl. Poros Malino Km. 6 Bontomarannu, Gowa, South Sulawesi, Indonesia

<sup>2</sup>Department of Marine System Engineering, Hasanuddin University, Kampus Gowa Jl. Poros Malino Km. 6 Bontomarannu, Gowa, South Sulawesi, Indonesia

<sup>3</sup>Magister Student of Department of Naval Architecture, Hasanuddin University, Kampus Gowa Jl. Poros Malino Km. 6 Bontomarannu, Gowa, South Sulawesi, Indonesia

<sup>4</sup>Correspondence address, mail : dparoka@eng.unhas.ac.id

**Abstract.** Recently, the International Maritime Organization developed the second generation intact stability criteria for all possible capsizing scenario in seaways with performance based approach. This paper presents application of the criteria to investigate operational limitation of an Indonesian traditional wooden boat for dead ship condition. The hydrodynamic characteristics of the ship are determined by model experiment except the effective wave slope coefficient is calculated using the simplified strip theory and the formula of weather criterion. The wave characteristics are described by JONSWAP spectrum based on the wave statistic of Flores sea and the gusty wind is calculated by Davenport spectrum. The results show that the Indonesian traditional wooden boat comply with the criteria when the down flooding angle is larger than 25.0 degrees. The vulnerability criteria level 1 and the vulnerability criteria level 2 of the criteria are not coincident when the effective wave slope coefficient is calculated using the formula of weather criterion but its are consistent if the simplified strip theory is used. The inconsistency could be appear due to the geometry characteristics of Indonesian traditional wooden boats are different with the geometry characteristics of ships used to develop the weather criterion as the vulnerability criteria level 1.

## 1. Introduction

The traditional wooden boat is a wooden ship built based on the experience of builder without design process like a modern ship. The traditional wooden boats are mostly used as cargo ships for inter-island transportation with short distance, inland ships or operated in restricted area especially in the region with minimum port facilities. They play an important role for sea transportation in Indonesia to develop connectivity of undeveloped regions, outermost area as well as isolated area to the main route of national sea transportation system. It has been stated in the regulation of national transportation system of Indonesia [1]. Even the number of traditional boats used for national sea transportation tends to decrease in the last decade [2], [3] but their role is still important in a certain region especially in eastern part of Indonesia.

As the boats were built traditionally without design process, the ship safety could not be measured in the beginning. Casualty report shows that capsizing accident in Indonesian seaways are dominated by traditional wooden boat [4]. This means that the operational safety should be improved in order to minimize the accident by introduce safety criteria applicable for non convention ships. In order to improve the safety the Indonesian government published regulation for non convention ships operating in Indonesia including stability [5]. This stability criteria was based on the general intact stability criteria of International Maritime Organization (IMO). Several parameters in this criteria seems to be difficult to apply to ships operating in Indonesia including the traditional wooden boats such as the downflooding angle mostly smaller than 40.0 degrees and the heel angle with maximum righting arm smaller than 25 degrees due to small freeboard and small draught compared to the ship breadth. Since this stability criteria depends only on the ringting arm characteristics wihout considering the effect of external disturbance, it cannot be used to determine the operational limitation of the ships correspond to seaway condition. Information about the operational limitation is important reference to decide whether the ship is safely operated.

The lack of information about operational limitation or safety level in the stability criteria of IMO has been discussed within the last two decades. Finally the second generation of intact stability criteria of IMO is developed in order to provide safety level or safety index for each dangerous scenarios of ships in seaways. The safety level in dead ship condition is measure using the capzising probability when the ship is operating in beam seas under certain sea state for exposure time of one hour. If a maximum acceptable safety level for the traditional wooden boats is available, the maximum sea state for ship safely operated in a certain loading condition can be determined. The safety index indicate by capsizing probability is calculated based on roll respon of ship under combined action of wind and waves. This method has been used to determined operational limitation of river-seas ship to obtained the range of metecentric height (GM) with safety index smaller than the minimum safety level according to the sea state of operational area of the ship [6].

This paper discusses about the operational limitation of the Indonesian traditional wooden boats based on the second generation intact stability criteria of IMO. The safety level indicated by the capsizing index can be obtained for different loading condition and metacentric height as well as the limitation of sea state for safely operation. The results can verify the possibility of implementation the criteeria on the Indonesian traditional wooden boats. Since the characteristics of Indonesian seaways are heterogen depending on the location or region, this method can be a usefull tools to evaluate the possibility of the traditional wooden boats to operate in a certain route. This paper may also becomes the starting point to determine the acceptable safety level and implement as a part of stability criteria for traditional wooden boats operating in Indonesia.

## 2. Methodology

### 2.1. Capsizing index

The safety standard of ship in dead ship condition correspond to vulnerability level 2 is based on capsizing index which is calculated as the probability of ship roll angle exceeds a certain angle in seaways for a given expposure time. This probability depends on short term capsizing probability for the determined exposure time and the occurence probability of significant wave height which can be written as the following equation [7]:

$$CI = \sum_{i=1}^N C_i S_i \quad (1)$$

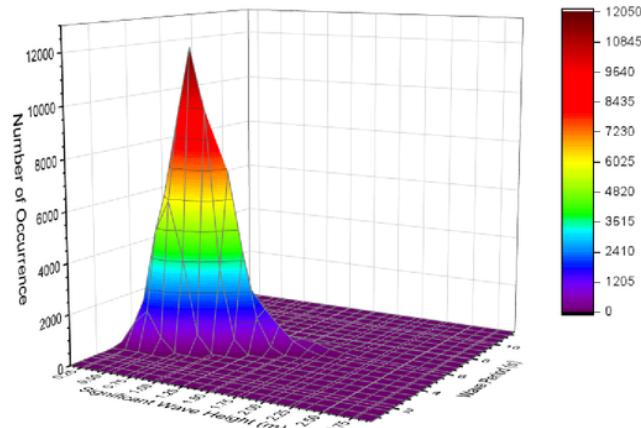
where  $C_i$  is the short term capsizing probability for given exposure time and  $S_i$  is the occurence probability of sea state indicated by significant wave height and zero crossing period of wave, respectively.  $N$  is the number of recorded data of the wave. The short term capizing probability is calculated using the equation as follows [7]:

$$C_i = 1 - \exp(-\lambda_{EA} T_{EXP}) \quad (2)$$

where the capsizing rate,  $\lambda_{EA}$  is calculated using the following equation:

$$\lambda_{EA} = \frac{1}{2\pi} \sqrt{\frac{m_2}{m_0}} \left( \exp\left(-\frac{\Delta\phi_{EA+}^2}{m_0}\right) + \exp\left(-\frac{\Delta\phi_{EA-}^2}{m_0}\right) \right) \quad (3)$$

Here,  $T_{EXP}$  is the time exposure of 1 hour as recommended by IMO [7],  $m_0$  is the variance of roll angle and  $m_2$  is the variance of angular velocity of roll motion under action of combined wind and waves correspond to the sea state, respectively. The variance of roll angle and the variance of roll angular velocity are obtained by solving the single degree of uncoupled roll motion equation. The wave exciting moment is calculated based on the JONSWAP spectrum and the exciting moment due to gusty wind is calculated by using the Davenport Spectrum.  $\Delta\phi_{EA+}$  is the range of positive stability in leeward direction starting from the static heel angle due to steady wind to the heel angle with the area under linearization of the righting arm at the static heel angle the same as the the area under the original righting arm curve and  $\Delta\phi_{EA-}$  is that toward windward. The area under the righting arm curve is calculated from the static heel angle to the downflooding angle or the angle of vanishing stability of the ship which is one is the less. This range of heel angle could be larger than the downflooding angle or the angle of vanishing stability depending on the righting arm characteristics. The capsizing index is calculated by using the scatter wave data of Flores Sea for 10 years data recorded [8]. The number of occurrence for each combination significant wave height and zero crossing wave period is shown in Figure 1. The maximum significant wave height of this operational area is 2.7 meters and the maximum mean wave period of 12.0 seconds.



**Figure 1.** Scatter wave data of Flores Sea

The mean wind velocity is assumed to correlate with the significant wave height with its correlation shown in the equation (4). This equation is statistically developed based on the recorded data of Flores Sea [8]. This equation is different with that recommended by IMO which was determined following the scatter wave data of North Atlantic Ocean [7].

$$U_w = \left( \frac{H_s}{0.13} \right)^{0.85} \quad (4)$$

where  $U_w$  is the mean wind velocity and  $H_s$  is the significant wave height. The correlation between the significant wave height and the wind velocity based on the data in Flores Sea and that from the wave data of North Atlantic Ocean are shown in Figure 2.

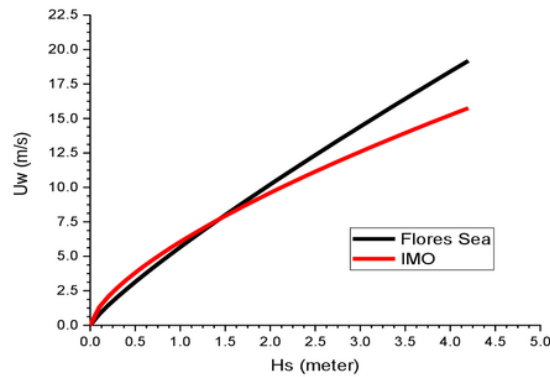


Figure 2. Mean wind velocity as function of significant wave height

### 2.2. Ship data

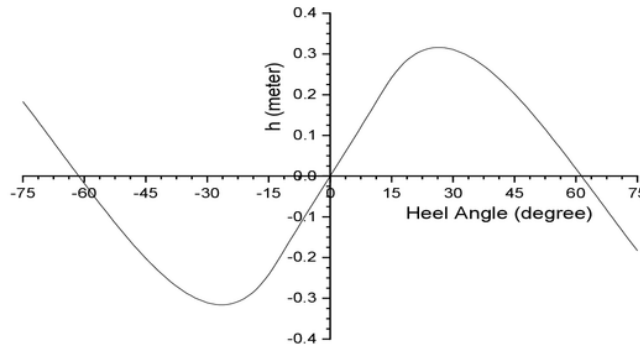
The ship data used in this paper is a wooden boat built in Bulukumba South Sulawesi with principle dimensions are shown in Table 1. The damping coefficients consist of linear dan quadratic damping coefficients as well as the natural frequency of roll motion are determined by model experiment. The effective wave slope coefficient as function of wave frequency is calculated by using simplified strip theory under assumption of Froude-Krylov exciting moment [9]. Alternatively the effective wave slope coefficient can be determined by using the formula of weather criterion of ISO [10] with assumption that this coefficient is independent of the wave frequency and it becomes zero when the wave length is smaller than a half of ship breadth. For ships with large vertical center of gravity and small draught, the formula of weather criterion may result in overestimate the effective wave slope coefficient. Some experimental results show that the maximum value of the effective wave slope coefficient is 1.0 [11], [12].

Table 1. Principle dimensions of subject ship

Items	Dimension (m)
Length overall (Loa)	22.80
Length of waterline (Lwl)	19.00
Breadth (B)	4.80
Height (H)	1.60
Draught (T)	1.12
Design metacentric height (GM)	0.92
Windage area (A)	40.79 m <sup>2</sup>
Center of windage area from waterline (Z)	1.56
Downflooding angle	30.0 deg.

The capsizing index is calculated for full loading condition with several different metacentric height under assumption that the virtual moment of inertia in roll direction is independent of the metacentric height. As result, the natural frequency of roll in upright position will change with the variation of metacentric height. The righting arm of the ship for vertical center of gravity of 3.0 meters is shown in

Figure 3. The righting arm for different vertical center of gravity is calculated based on the buoyancy lever arm from the ship keel which is constant as long as the ship draught does not change.

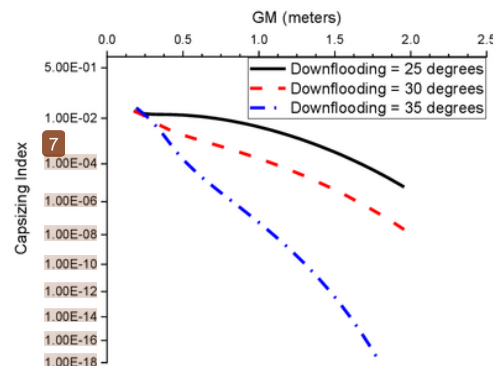


**Figure 3.** Righting arm of ship for vertical center of gravity of 3.0 meters

In order to determine the operational limitation consists of the range of metacentric height for several different sea state, the safety level recommended by IMO even it is not final index is used [7]. The results should be verified with the weather criterion because several ships show inconsistency between the weather criterion and the acceptable maximum capsizing index [7]. A ship complying with the weather criterion should also comply with the vulnerability level 2 of the second generation intact stability criteria for dead ship condition.

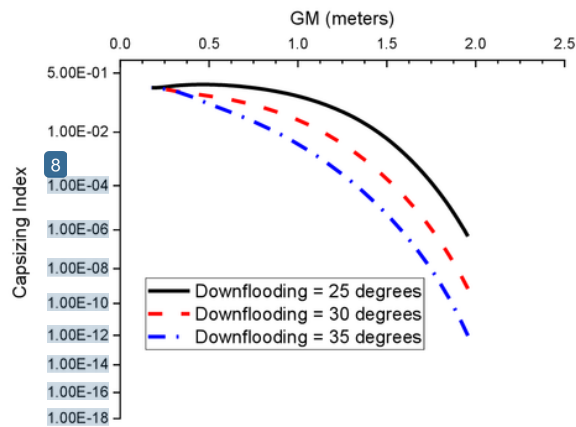
### 3. Results and discussion

Capsizing index of the subject ship for range of metacentric height starting from 0.20 meters to 2.0 meters is shown in Figure 4 for downflooding angle of 35.0 degrees, 30.0 degrees and 25.0 degrees with the effective wave slope coefficient calculated by simplified strip theory. The capsizing index increases as the downflooding angle decreases. It indicates that the range stability and the area under the righting arm has significant effect on stability of ship in beam seas. The traditional wooden boats mostly have enough large of stability range but have small downflooding angle because the weather deck is lower due to small freeboard. The opening on deck such as hatch coaming and the door using cannot be closed with watertight hatch cover or doors.



**Figure 4.** Capsizing index with effective wave slope coefficient obtained by simplified strip theory

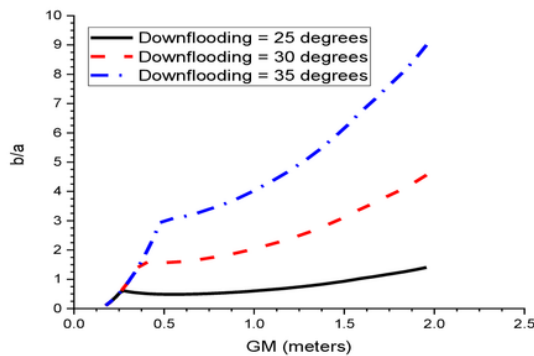
For comparison means, the capsizing index was also calculated using the effective wave slope coefficient obtained by the formula of weather criterion. Here, the effective wave slope coefficient is assumed to be independent of wave frequency but it becomes zero when the wave length is smaller than the ship breadth [13]. It is also assumed that the maximum effective wave slope coefficient is 1.0 [11]. The calculation results for the three different down flooding angle are shown in Figure 5. The same phenomena with the capsizing index obtained by using the effective wave slope coefficient is found but the present capsizing index is larger. This is because the effective wave slope coefficient obtained by the formula of weather criterion is larger than that obtained by the simplified strip theory. The formula of weather criterion was developed for ships with vertical center of gravity and draught ratio between 0.7 to 1.50 with ship length of 100.0 meters or more. Therefore, an alternative method for estimation of effective wave slope coefficient for non-convention ships is necessary for practical point of view in the future.



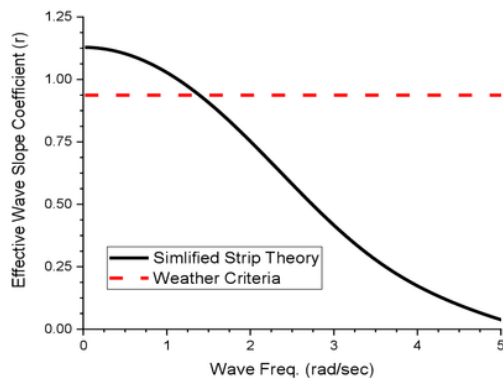
**Figure 5.** Capsizing index with effective wave slope coefficient obtained by formula of weather criterion

Following the safety index recommended by IMO for dead ship condition of 0.04 or 0.06 (still under discussion), the effective wave slope coefficient obtained by simplified strip theory give safety index smaller than the safety standard of IMO even for very small metacentric height. This is unrealistic result because the roll motion become unstable when the roll angle is larger than the angle of vanishing stability. This is because the simplified strip theory results in under estimate effective wave slope coefficient especially in the wave frequency the same as the roll natural frequency. The minimum metacentric height of the subject ship for down flooding angle of 25.0 degrees is 1.276 meters. Those are 0.916 meters for the down flooding angle of 30.0 degrees and 0.636 meters for the down flooding angle of 35.0 degrees when the effective wave slope coefficient is calculated by using the formula of weather criterion. When the safety index of 0.06 is used, the minimum metacentric height for the downflooding angle of 25.0 degrees is 1.196 meters, 0.796 meters for the downflooding angle of 30.0 degrees and 0.556 meters for the downflooding angle of 35.0 meters. In case of the actual metacentric height of the subject ship, the capsizing index for the down flooding of 25.0 degrees is 0.156 and 0.03768 for the down flooding of 30.0 degrees. When the downflooding angle is 35.0 degrees, the capsizing index is 0.00758. The smaller capsizing indexes correspond to the actual metacentric height are obtained if the effective wave slope coefficient is determined by simplified strip theory. Those calculation results show that the minimum metacentric height for the down flooding angle of 25.0 degrees is larger than the critical metacentric height for both effective wave slope coefficient. The safety of traditional wooden boat can be improved by increasing the down flooding angle by minimizing the number of opening or using watertight cover for the opening in the weather deck.

In order to verify consistency of the safety standard from the obtained capsizing index with the vulnerability limitation based on the weather criterion, the minimum metacentric height is also calculated based on the weather criterion for three different down flooding angle. Here, the wind pressure is corrected to be 170 Pa following the maximum wind velocity in the ship route of 15.0 m/s. The calculation results for the three different down flooding angle are shown in the Figure 7. The minimum metacentric height for the down flooding angle of 25.0 degrees is 1.556 meters correspond to the vertical center of gravity of 0.90 meters. The minimum metacentric height decreases to be 0.316 meters if the down flooding angle becomes 30.0 degrees. The same minimum metacentric height is obtained for the down flooding angle of 35.0 degrees. Inconsistency between the safety index of vulnerability level 1 and that for the vulnerability level 2 of the second generation intact stability criteria appears when the safety index for the vulnerability level 2 (capsizing index) is calculated by using the effective wave slope coefficient using the formula of weather criterion. The others parameter in the weather criterion such as the damping factors correspond to the breadth and draught ratio as well as due to the block coefficient could be not appropriate to apply for ship with geometry characteristic the same as the traditional wooden boats. It has been found that the damping factor correspond to breadth and draught ratio of ship with shallow draught and large breadth is smaller than that given in the weather criterion [14]. Therefore the minimum metacentric height obtained in the vulnerability criteria level one is larger than that obtained in the vulnerability criteria level 2.



**Figure 6.** The vulnerability criteria level 1 for three different down flooding angle.



**Figure 7.** The effective wave slope coefficient

The consistency of the second generation intact stability criteria is achieved when the effective wave slope coefficient is calculated by using the simplified theory but unrealistic capsizing index is obtained for very large vertical center of gravity. This is because the effective wave slope coefficient in the resonance frequency is small so that the roll angle is small as result of small roll exciting moment. Figure 7 shows the effective wave slope coefficient obtained by the simplified strip theory for the vertical center of gravity of 1.541 meters. The effective wave slope coefficient obtained by simplified strip theory is larger than that obtained by the formula of weather criterion. Oppositely, the weather criterion result in a larger effective wave slope coefficient for higher wave frequency. The natural frequency of roll of the subject ship is 1.98 rad/sec which is the largest roll amplitude so that the weather criterion result in higher capsizing index. Some experimental results shown that the effective wave slope coefficient of ships with small freeboard and large breadth is smaller than those obtained by the weather criterion. However, it is impossible to conduct model experiment for large variation of wave frequency in practical point of view [15]. Alternative method to estimate the effective wave slope coefficient is using numerical simulation such as computational fluid dynamics (CFD).

#### 4. Conclusions

The second generation intact stability criteria for dead ship condition is applied to an Indonesian traditional wooden boat to determine her operational limitation based on the scatter wave data of Flores Seas. Based on the obtained results and discussion, some conclusions can be described as follows:

1. The minimum metacentric height of an Indonesian traditional wooden boat has been determined based on the second generation intact stability criteria of IMO consists of the weather criterion as the vulnerability criteria level 1 and the capsizing index as the vulnerability criteria level 2. The subject ship does not comply with the criteria if the down flooding angle is 25.0 degrees or smaller. Therefore, the deck opening in the weather deck should be design to be watertight in order to increase the down flooding angle.
2. The vulnerability criteria level 1 and level 2 shows inconsistency following the structure of the second generation intact stability criteria for dead ship condition when the effective wave slope coefficient is calculated by using the formula of weather criterion but it is consistence when the simplified strip theory is used for both safety standard of 0.04 and 0.06. This is because the formula of weather criterion does not consider effect of wave frequency.
3. Damping factor correspond to the breadth and draught ratio as well as the block coefficient is the calculation of vulnerability criteria level 1 should be investigated in advance because the values correspond to those parameter in the weather criteria of IMO could be overestimate when applied to the traditional wooden boats. The geometry characteristics of Indonesian traditional wooden boats are out of the range of geometry characteristics used to determine the values of parameters in the criteria.

#### 5. References

- [1] Ministry of Transportation, 2008, Undang-undang Republik Indonesia nomor 17 tahun 2008 tentang pelayaran, Jakarta
- [2] Wicaksono YW, Nugroho S and Yunianto IT, 2017, *J. Teknik ITS* 6 2337
- [3] Syafril KA, 2018, *J. Penelitian Transportasi Laut* 20 1.
- [4] Komite Nasional Keselamatan Transportasi, 2009, Kajian analisis trend kecelakaan transportasi laut tahun 2003 – 2008, Jakarta
- [5] Ministry of Transportation, 2009, Non-convention vessels standard Indonesian flagged, Chapter II Construction, Jakarta 251 – 263
- [6] Rudakovic S and Backalov I, 2018, Proceedings of the 13<sup>th</sup> International Conference on the Stability of Ships and Ocean Vehicles, Kobe, Japan 271 – 282
- [7] IMO, 2015, SDC 3/INF. 10 Annex 1: Proposed amendments to part B of the 2008 IS code to assess the vulnerability of ships to dead ship stability failure mode, London

- [8] Berrisford P, Dee DP, Poli P, Brugge R, Fielding K, Fuentes M, Kallberg PW, Kobayashi S, Uppala S and Simmos A, 2019, The ERA interim archive version 2.0. ERA report series 1, <http://ecmwf.int/en/eLibrary/8174-era-interim-version-20>
- [9] IMO, 2013, SDC 1/INF. 6 : Vulnerability assessment for dead ship stability failure mode, London
- [10] IMO, 2008, The international code on intact stability (2008 IS CODE), London
- [11] Francescutto A, Serra A and Scarpa S, 2001, Proceedings of the 20<sup>th</sup> International Conference on Ocean, Offshore and Arctic Engineering, Brazil 829 – 836
- [12] Ishida S, Taguchi H and Sawada H, 2011, Contemporary ideas on ship stability and capsizing in waves : evaluation of the weather criterion and its effect to the design of a ropax ferry, Springer, London 65 – 78
- [13] Bulian G and Francescutto A, 2004, *J. of Eng. for the Maritime Env.* **218** 189
- [14] Deakin B, 2008, *int. J. Mar. Eng.* **150** 56.
- [15] Sato Y, Taguchi H, Ueno M and Sawada H, 2008, Proceedings of the 6<sup>th</sup> Osaka Colloquium on Seakeeping and Stability of Ships, Osaka, Japan 335 - 341

#### **Acknowledgments**

The content of this paper is a part of research supported by Directorate General of Higher Education (DIKTI) and Hasanuddin University. The authors express their sincere gratitude to those institutions for their support.

ORIGINALITY REPORT

% **15**  
SIMILARITY INDEX

% **4**  
INTERNET SOURCES

% **13**  
PUBLICATIONS

% **6**  
STUDENT PAPERS

PRIMARY SOURCES

**1** Stefan Rudaković, Gabriele Bulian, Igor Bačkalov. "Effective wave slope coefficient of river-sea ships", Ocean Engineering, 2019  
Publication **%3**

**2** "Contemporary Ideas on Ship Stability", Springer Nature, 2019  
Publication **%1**

**3** Daeng Paroka, Naoya Umeda. "Prediction of capsizing probability for a ship with trapped water on deck", Journal of Marine Science and Technology, 2006  
Publication **%1**

**4** Marcos Míguez González, Gabriele Bulian. "Influence of ship dynamics modelling on the prediction of fishing vessels roll response in beam and longitudinal waves", Ocean Engineering, 2018  
Publication **%1**

**5** "Contemporary Ideas on Ship Stability and Capsizing in Waves", Springer Science and **%1**

## Business Media LLC, 2011

Publication

---

6	<a href="http://jasnaoe.or.jp">jasnaoe.or.jp</a> Internet Source	% 1
7	Submitted to Nottingham Trent University Student Paper	% 1
8	<a href="http://www.skb.se">www.skb.se</a> Internet Source	% 1
9	Submitted to IIT Delhi Student Paper	% 1
10	Stefan Rudaković, Igor Bačkalov. "Operational limitations of a river-sea container vessel in the framework of the Second Generation Intact Stability Criteria", Ocean Engineering, 2019 Publication	% 1
11	Daeng Paroka, Naoya Umeda. "Effect of freeboard and metacentric height on capsizing probability of purse seiners in irregular beam seas", Journal of Marine Science and Technology, 2007 Publication	% 1
12	Submitted to Southampton Solent University Student Paper	<% 1
13	Atsuo Maki, Naoya Umeda, Akihiko Matsuda, Hiroki Yoshizumi. "Non-Gaussian PDF of ship	<% 1

roll motion in irregular beam sea and wind conditions-comparison between theory and experiment-", Ocean Engineering, 2019

Publication

14

"IUTAM Symposium on Fluid-Structure Interaction in Ocean Engineering", Springer Nature, 2008

Publication

<% 1

15

G. Bulian, A. Francescutto. "Effect of roll modelling in beam waves under multi-frequency excitation", Ocean Engineering, 2011

Publication

<% 1

16

Kluwe, Florian. "Development of a minimum stability criterion to prevent large amplitude roll motions in following seas", Technische Universität Harburg, 2010.

Publication

<% 1

17

Min Gu, Jiang Lu, Tian-hua Wang. "Stability of a tumblehome hull under the dead ship condition", Journal of Hydrodynamics, 2015

Publication

<% 1

18

Submitted to University of Newcastle upon Tyne

Student Paper

<% 1

19

E. Begovic, C. Bertorello, G. Boccadamo, B. Rinauro. "Application of surf-riding and broaching criteria for the systematic series D models", Ocean Engineering, 2018

<% 1

20

Teemu Manderbacka, Nikolaos Themelis, Igor Bačkalov, Evangelos Boulougouris et al. "An overview of the current research on stability of ships and ocean vehicles: The STAB2018 perspective", Ocean Engineering, 2019

Publication

<% 1

---

21

oa.upm.es

Internet Source

<% 1

---

22

Submitted to Northwood High School

Student Paper

<% 1

---

23

Peiyuan Feng, Sheming Fan, Ning Ma. "Correction of wave surge forces to improve surf-riding/broaching vulnerability criterion check accuracy", Journal of Shanghai Jiaotong University (Science), 2017

Publication

<% 1

---

24

G Bulian. "Experimental results and numerical simulations on strongly non-linear rolling of multihulls in moderate beam seas", Proceedings of the Institution of Mechanical Engineers Part M Journal of Engineering for the Maritime Environment, 05/01/2009

Publication

<% 1

---

25

Submitted to University of Strathclyde

Student Paper

<% 1

---

---

EXCLUDE QUOTES ON

EXCLUDE  
BIBLIOGRAPHY ON

EXCLUDE MATCHES < 5  
WORDS